

# Alba 1891: Gàidhlig (Scottish Gaelic) Local Profile

No. 063

Page 1 of 4

**Area:** *Dùthaich MhicAoidh (Reay Country): Innis Allt, Achadh Bhàrasdail, Achadh Buaileagan, Croit Ghunnaigh, Am Blàr Mòr, Achunabost, Bòrlum & Baile a'Mhuilinn*

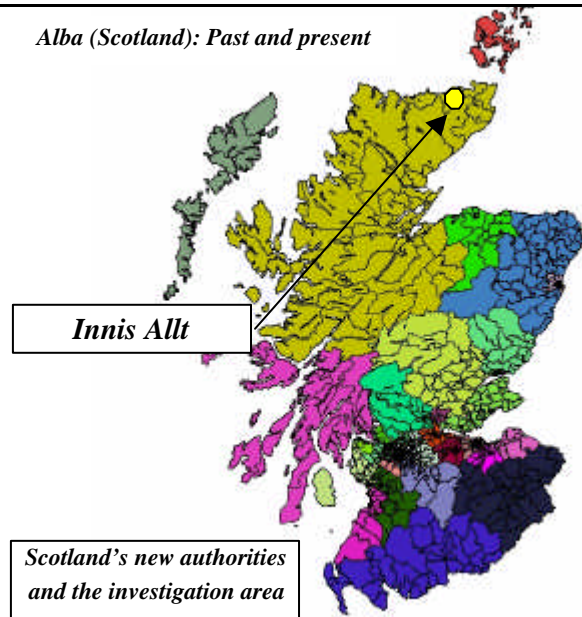
(Names of enumeration locations used on census forms: Isauld, Achvarasdal, Achbuiligan, Gunnscroft, Blarmore, Achins, Achunabost, Borlum, Loansibost, Milton)

**Number of households:** 47      **Population present at census night:** 207

**Share of resident population (aged three years or over) speaking Gàidhlig:** 45.4 %

County	Civil parish	Registration district	Enumeration district number	Census form pages
Caithness	Reay	Reay	1	1-5; 16-20

*Alba (Scotland): Past and present*

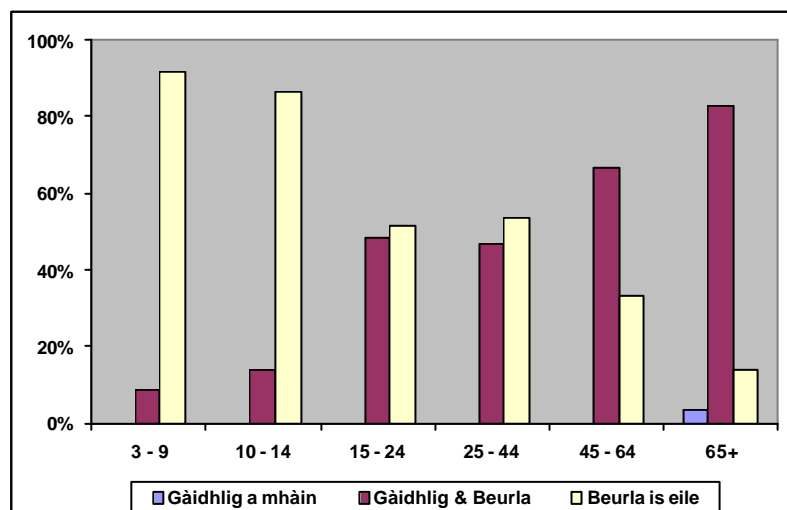


## State of Gàidhlig in 1891:

Almost 50 % of locally born inhabitants spoke Gàidhlig besides English. Although most speakers were older than 24 years of age still a number of younger people spoke the language of their forebears. Slightly more women than men were enumerated as Gàidhlig speakers. Only one elderly woman spoke no English at all. Gàidhlig was most prominent in the hamlets of *Achadh Bhàrasdail* (Achvarasdal) and *Baile Mhuilinn* (Milton) with a majority of people speaking the language of the *Gaidhealtachd*.

## Area description:

This district of *Gallaibh* (Caithness) is part of the north-western parish of *Meaghrath* (Reay). It includes a number of small farms and groups of houses around the village of *Innis Allt* (Isauld). This is relatively fertile agricultural land. This fact also dominated the occupations of the inhabitants with farming skills mostly necessary in 1891.



Age profile: Share of population speaking (1) Gàidhlig, (2) Gàidhlig & English, or (3) no Gàidhlig at all

# Alba 1891: Gàidhlig (Scottish Gaelic) Local Profile

No. 063

Page 2 of 4

Area: *Dùthaich MhicAoidh (Reay Country): Innis Allt, Achadh Bhàrasdail, Achadh Buaileagan, Croit Ghunnaigh, Am Blàr Mòr, Achunabost, Bòrlum & Baile a'Mhuilinn*

	Population enumerated				Usually resident population (3+)			
	Total	Aged 0-2	Deaf & dumb	Visitors etc. <sup>3</sup>	Total <sup>4</sup>	Gàidhlig	Gàidhlig & English	Gàidhlig speakers (%)
<b>Age</b>								
<b>Total</b>	<b>207</b>	<b>8</b>	<b>0</b>	<b>5</b>	<b>194</b>	<b>1</b>	<b>87</b>	<b>45.4 %</b>
<b>3-4</b>	<b>10</b>		<b>0</b>	<b>0</b>	<b>10</b>	<b>0</b>	<b>0</b>	<b>0.0 %</b>
<b>5-9</b>	<b>25</b>		<b>0</b>	<b>0</b>	<b>25</b>	<b>0</b>	<b>3</b>	<b>12.0 %</b>
<b>10-14</b>	<b>22</b>		<b>0</b>	<b>0</b>	<b>22</b>	<b>0</b>	<b>3</b>	<b>13.6 %</b>
<b>15-24</b>	<b>37</b>		<b>0</b>	<b>4</b>	<b>33</b>	<b>0</b>	<b>16</b>	<b>48.5 %</b>
<b>25-44</b>	<b>45</b>		<b>0</b>	<b>0</b>	<b>45</b>	<b>0</b>	<b>21</b>	<b>46.7 %</b>
<b>45-64</b>	<b>31</b>		<b>0</b>	<b>1</b>	<b>30</b>	<b>0</b>	<b>20</b>	<b>66.7 %</b>
<b>65+</b>	<b>29</b>		<b>0</b>	<b>0</b>	<b>29</b>	<b>1</b>	<b>24</b>	<b>86.2 %</b>
<b>Gender</b>								
<b>Female</b>	<b>111</b>	<b>5</b>	<b>0</b>	<b>4</b>	<b>102</b>	<b>1</b>	<b>47</b>	<b>47.1 %</b>
<b>Male</b>	<b>96</b>	<b>3</b>	<b>0</b>	<b>1</b>	<b>92</b>	<b>0</b>	<b>40</b>	<b>43.5 %</b>
<b>Place of birth</b>								
<b>Born in parish</b>	<b>108</b>	<b>8</b>	<b>0</b>	<b>1</b>	<b>99</b>	<b>0</b>	<b>51</b>	<b>51.5 %</b>
<b>In neighbouring parish<sup>1</sup></b>	<b>35</b>	<b>0</b>	<b>0</b>	<b>0</b>	<b>35</b>	<b>0</b>	<b>12</b>	<b>34.3 %</b>
<b>Gaidhealtachd elsewhere<sup>2</sup></b>	<b>21</b>	<b>0</b>	<b>0</b>	<b>1</b>	<b>20</b>	<b>1</b>	<b>18</b>	<b>95.0 %</b>
<b>Other places</b>	<b>43</b>	<b>0</b>	<b>0</b>	<b>3</b>	<b>40</b>	<b>0</b>	<b>6</b>	<b>15.0 %</b>

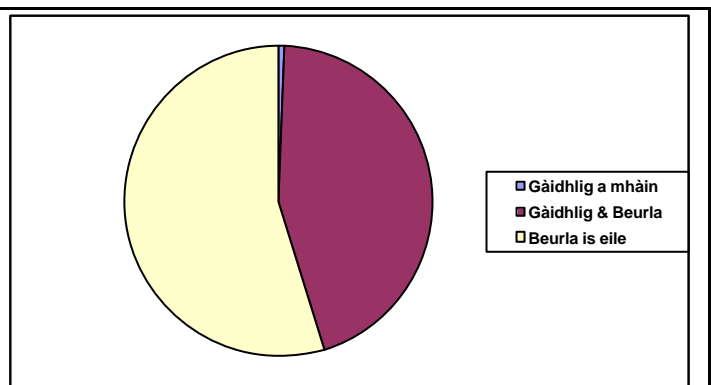
## Notes:

<sup>1</sup> Parishes of Farr (Sutherland) or the parishes of Halkirk or Thurso (both Caithness).

<sup>2</sup> Other parishes in Scotland with more than 50 % Gàidhlig speakers in the 1891 census.

<sup>3</sup> People described as visitors, boarders, lodgers or other similar terms.

<sup>4</sup> Number of enumerated persons who were (1) older than 2 years of age, who were (2) not deaf & dumb and who (3) did not live only temporarily in the area.



Share of population speaking (1) Gàidhlig, (2) Gàidhlig & English, or (3) no Gàidhlig at all

## Background of Gàidhlig (Scottish Gaelic) Local Profiles:

The 1891 census was the first such enumeration exercise with an unequivocal language question. After more than 100 years the original census forms are publicly available for detailed analysis. During research concerned with the “Gàidhlig (Scottish Gaelic) Local Studies” a vast number of such local statistics have been gathered about the Gàidhlig speaking population of Scotland in that year. As many of these results could not be included in the reports these concise fact-sheets are a welcome way to publish some of the “local gems”. More information is provided at [http://www.linguae-celticae.org/GLP\\_english.htm](http://www.linguae-celticae.org/GLP_english.htm).

# Alba 1891: Gàidhlig (Scottish Gaelic) Local Profile

No. 063

Page 3 of 4

Area: *Dùthaich MhicAoidh (Reay Country): Innis Allt, Achadh Bhàrasdail, Achadh Buaileagan, Croit Ghunnaigh, Am Blàr Mòr, Achunabost, Bòrlum & Baile a'Mhuilinn*

	House-holds	Usually resident population (3+)			
		Total	Gàidhlig	Gàidhlig & English	Gàidhlig speakers (%)
<b><i>Innis Allt &amp; Achadh Bhàrasdail</i></b>	<b>47</b>	<b>194</b>	<b>1</b>	<b>87</b>	<b>45.4 %</b>
<b>Individual communities</b>					
<i>Achadh Bhàrasdail</i> (Achvarasdal)	6	20	0	14	70.0 %
<i>Innis Allt &amp; Croit Ghunnaigh</i> (Isauld & Gunnscoff)	24	90	1	32	36.7 %
<i>Am Blàr Mòr &amp; Achunabost</i> (Blarmore & Achunabost)	2	17	0	4	23.5 %
<i>Bòrlum</i> (Borlum)	6	32	0	16	50.0 %
<i>Baile a'Mhuilinn</i> (Milton)	9	35	0	21	60.0 %
<b>Language of parents</b>					
<b>Both parents Gàidhlig speaking</b>	<b>9</b>	<b>58</b>	<b>0</b>	<b>36</b>	<b>62.1 %</b>
<b>Single parent Gàidhlig speaking</b>	<b>0</b>	<b>0</b>	<b>0</b>	<b>0</b>	<b>-</b>
<b>One parent Gàidhlig speaking</b>	<b>2</b>	<b>15</b>	<b>0</b>	<b>2</b>	<b>13.3 %</b>
<b>No Gàidhlig speaking parent</b>	<b>7</b>	<b>41</b>	<b>0</b>	<b>2</b>	<b>4.9 %</b>
<b>Households with no children (0-14)</b>	<b>29</b>	<b>80</b>	<b>1</b>	<b>47</b>	<b>60.0 %</b>
<b>Occupation of head of household</b>					
<b>Crofter, farmer, fisherman, etc.</b>	<b>15</b>	<b>74</b>	<b>0</b>	<b>43</b>	<b>58.1 %</b>
<b>Shepherd, gamekeeper or similar</b>	<b>5</b>	<b>21</b>	<b>0</b>	<b>12</b>	<b>57.1 %</b>
<b>Clergyman, teacher, physician, etc.</b>	<b>0</b>	<b>0</b>	<b>0</b>	<b>0</b>	<b>-</b>
<b>Mason, carpenter, merchant, etc.</b>	<b>5</b>	<b>22</b>	<b>0</b>	<b>7</b>	<b>31.8 %</b>
<b>Living on private means</b>	<b>2</b>	<b>3</b>	<b>0</b>	<b>3</b>	<b>100 %</b>
<b>Manager, coachman, cook, etc.</b>	<b>3</b>	<b>10</b>	<b>0</b>	<b>5</b>	<b>50.0 %</b>
<b>Worker, farm/domestic servant, etc.</b>	<b>17</b>	<b>64</b>	<b>1</b>	<b>17</b>	<b>28.1 %</b>
<b>Remaining occupations</b>	<b>0</b>	<b>0</b>	<b>0</b>	<b>0</b>	<b>-</b>

© Text and statistics: Copyright Kurt C. Duwe. All rights reserved except private and non-commercial use. Any other use has to be cleared by the author Kurt C. Duwe, Jägerstr. 120a, 21079 Hamburg, Germany ([duwe@linguae-celticae.de](mailto:duwe@linguae-celticae.de)) and it may also fall under restrictions of the Crown Copyright of census data. Statistics have been derived from 1891 census returns published by the General Register Office for Scotland (GROS). The use of this material here is permitted under Licence No. C02W0003665. Crown Copyright of census data is acknowledged. The digital boundaries shown on the Scotland map are courtesy of Ordnance Survey as part of the Geography Products provided by GROS. Additional individual profiles may be downloaded from a special page on the Linguae Celticae website: [http://www.linguae-celticae.org/GLP\\_english.htm](http://www.linguae-celticae.org/GLP_english.htm)



# Alba 1891: Gàidhlig (Scottish Gaelic) Local Profile

No. 063

Page 4 of 4

Area: *Dùthaich MhicAoidh (Reay Country): Innis Allt, Achadh Bhàrasdail, Achadh Buaileagan, Croit Ghunnaigh, Am Blàr Mòr, Achunabost, Bòrlum & Baile a'Mhuilinn*

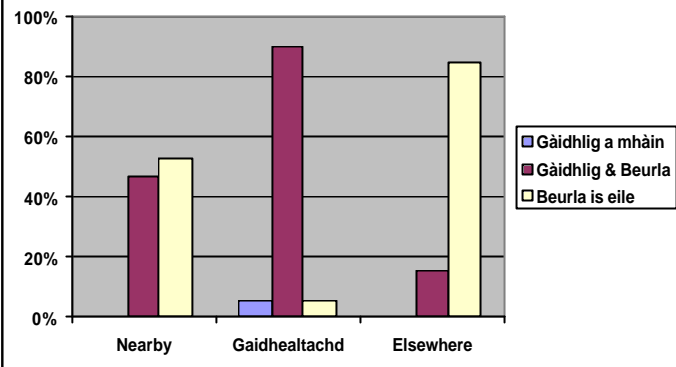
## Place of birth and Gàidhlig speaking:

Almost 50% of locally born residents spoke Gàidhlig. Those born in the *Gaidhealtachd* were enumerated almost completely as Gàidhlig-speaking.

### Notes:

<sup>1</sup> Born either in Reay or in the parishes of Farr (Sutherland), Halkirk and Thurso (both Caithness).

<sup>2</sup> Born in other parishes of Scotland with more than 50 % Gàidhlig speakers in the 1891 census.



Speakers according to place of birth (1) nearby<sup>1</sup> (2) in remaining *Gaidhealtachd*<sup>2</sup>, or (3) elsewhere

## Remarks:

1. A sole inhabitant of the village of *Innis Allt* (Isauld) spoke Gàidhlig but not English: A 69 year old lady who originated from *Diùirnis* (Durness).
2. In original census report terms the district had a population of 207 persons of all ages. 88 enumerated inhabitants spoke “Gaelic and English” and one person present at census night spoke no English. This led to an “official” share of Gàidhlig speakers of 43.0 %. This was an under-estimate of 2.4 % compared with the more realistic figures taking into account only the usually resident population.