

Alba 1891: Gàidhlig (Scottish Gaelic) Local Profile

No. 083

Page 1 of 4

Area: *Ratharsaigh (Isle of Raasay): Suidhisnis, An Clachan, Feàrn, Gleann, Creachan, Taigh Ratharsaigh, Òsgaig, Baile a'Chùirn, Baile Meadhanach, Na Bràighean & Glàm*

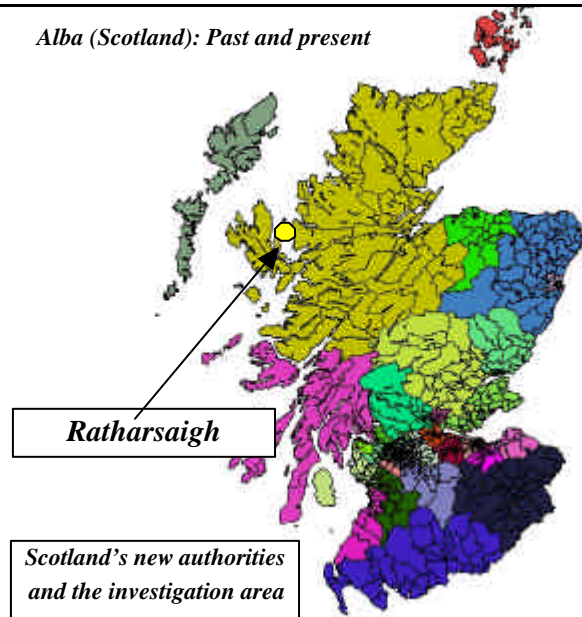
(Names of enumeration locations used on census forms: Suisnish, Clachan, Fearn, Glen, Creach, Raasay House, South Oskaig, North Oskaig, Holoman, Balachuirn, Balmeanach, Braes & Glame)

Number of households: 57 **Population present at census night:** 268

Share of resident population (aged three years +) speaking Gàidhlig: 89.5 %

County	Civil parish	Registration district	Enumeration district number	Census form pages
Inverness	Portree	Raasay	1	1 - 15

Alba (Scotland): Past and present



State of Gàidhlig in 1891:

Most communities in this part of the island were overwhelmingly Gàidhlig speaking – especially those with a crofting background. Notable exceptions were of course the residents of Raasay House and their associated servants at the time.

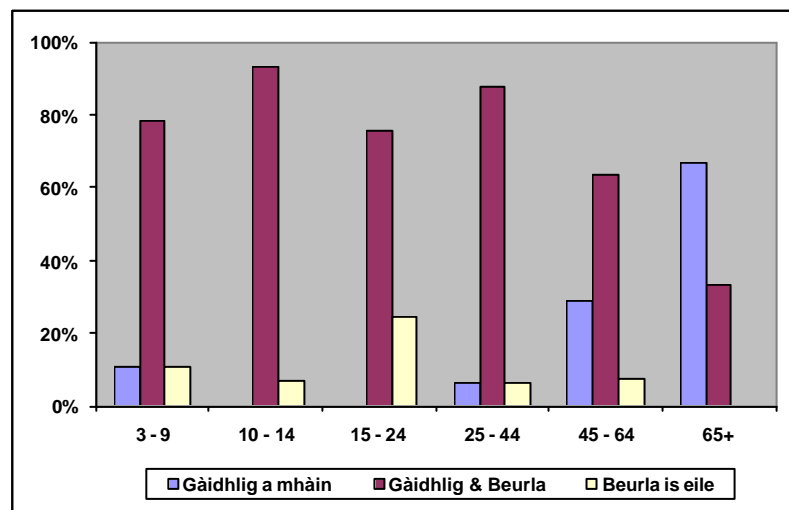
Roughly a quarter of all Gàidhlig speakers did not speak English. These Gàidhlig monolingual persons were mostly found among the older generation. The “English only” speakers were (apart from a dubious census return*) mostly born outside the island.

* Please see comments on page 4.

Area description:

This fact-sheet is concerned with the situation of Gàidhlig in the southern part of the island of Ratharsaigh (Raasay). Lying to the east of *An t-Eilean Sgitheanach* (Isle of Skye) it was also part of the county of Inbhirnis (Inverness) in 1891.

The majority of residents were supported by crofting and fishing activities. A further important employer, however, was the owner of Raasay House.



Age profile: Share of population speaking (1) Gàidhlig, (2) Gàidhlig & English, or (3) no Gàidhlig at all

Alba 1891: Gàidhlig (Scottish Gaelic) Local Profile

No. 083

Page 2 of 4

Area: *Ratharsaigh (Isle of Raasay): Suidhisnis, An Clachan, Feàrn, Gleann, Creachan, Taigh Ratharsaigh, Òsgaig, Baile a'Chùirn, Baile Meadhanach, Na Bràighean & Glàm*

	Population enumerated				Usually resident population (3+)			
	Total	Aged 0-2	Deaf & dumb	Visitors etc. ³	Total ¹	Gàidhlig	Gàidhlig & English	Gàidhlig speakers (%)
Age								
Total	268	20	0	1	247	33	188	89.5 %
3-4	13		0	0	13	4	6	76.9 %
5-9	51		0	0	51	3	44	92.2 %
10-14	28		0	0	28	0	26	92.9 %
15-24	41		0	0	41	0	31	75.6 %
25-44	50		0	0	50	3	44	94.0 %
45-64	52		0	0	52	15	33	92.3 %
65+	13		0	1	12	8	4	100 %
Gender								
Female	154	11	0	0	143	20	107	88.8 %
Male	114	9	0	1	104	13	81	90.4 %
Place of birth								
Born in parish	206	18	0	1	187	27	151	95.2 %
In neighbouring parish¹	5	0	0	0	5	3	2	100 %
Gaidhealtachd elsewhere²	37	1	0	0	36	3	26	80.6 %
Other places	20	1	0	0	19	0	9	47.4 %

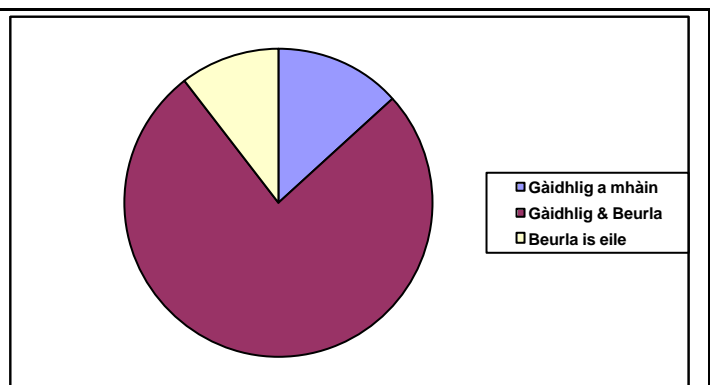
Notes:

¹ Civil parishes of Snizort, Duirinish, Strath or Bracadale (all Inverness-shire).

² Other parishes in Scotland with more than 50 % Gàidhlig speakers in the 1891 census.

³ People described as visitors, boarders, lodgers or other similar terms.

⁴ Number of enumerated persons who were (1) older than 2 years of age, who were (2) not deaf & dumb and who (3) did not live only temporarily in the area.



Share of population speaking (1) Gàidhlig, (2) Gàidhlig & English, or (3) no Gàidhlig at all

Background of Gàidhlig (Scottish Gaelic) Local Profiles:

The 1891 census was the first such enumeration exercise with an unequivocal language question. After more than 100 years the original census forms are publicly available for detailed analysis. During research concerned with the “Gàidhlig (Scottish Gaelic) Local Studies” a vast number of such local statistics have been gathered about the Gàidhlig speaking population of Scotland in that year. As many of these results could not be included in the reports these concise fact-sheets are a welcome way to publish some of the “local gems”. More information is provided at http://www.linguae-celticae.org/GLP_english.htm.

Alba 1891: Gàidhlig (Scottish Gaelic) Local Profile


No. 083

Page 3 of 4

Area: *Ratharsaigh (Isle of Raasay): Suidhisnis, An Clachan, Feàrn, Gleann, Creachan, Taigh Ratharsaigh, Òsgaig, Baile a'Chùirn, Baile Meadhanach, Na Bràighean & Glàm*

	House-holds	Usually resident population (3+)			
		Total	Gàidhlig	Gàidhlig & English	Gàidhlig speakers (%)
<i>Ratharsaigh a Deas</i>	57	247	33	188	89.5 %
Individual communities					
<i>Suidhisnis</i> (Suishnish)	11	45	8	36	97.8 %
<i>An Clachan</i> (Clachan)	16	60	5	46	85.0 %
<i>Feàrn, Gleann & Creachan</i> (Fearne, Glen & Creach; includes Raasay House)	4	28	1	11	42.9 %
<i>Òsgaig a Deas</i> (South Oskaig)	7	29	3	26	100 %
<i>Òsgaig a Tuath</i> (North Oskaig)	7	25	9	16	100 %
<i>Baile a'Chùirn</i> (Balachuirn)	7	29	5	24	100 %
<i>Baile Meadhanach</i> (Balmeanach)	2	17	0	17	100 %
<i>Na Bràighean & Glàm</i> (Braes & Glame)	3	14	2	12	100 %
Language of parents					
Both parents Gàidhlig speaking	17	103	12	86	95.1 %
Single parent Gàidhlig speaking	13	54	8	45	98.1 %
One parent Gàidhlig speaking	2	11	0	8	72.7 %
No Gàidhlig speaking parent	2	17	0	1	5.9 %
Households with no children (0-14)	23	62	13	48	98.4 %
Occupation of head of household					
Crofter, farmer, fisherman, etc.	11	55	7	48	100 %
Shepherd, gamekeeper or similar	4	29	0	18	62.1 %
Clergyman, teacher, physician, etc.	1	4	0	4	100 %
Mason, carpenter, merchant, etc.	5	18	1	17	100 %
Living on private means	1	10	0	1	10.0 %
Manager, coachman, cook, etc.	14	64	7	52	92.2 %
Worker, farm/domestic servant, etc.	21	67	18	48	98.5 %
Remaining occupations	0	0	0	0	-

© Text and statistics: Copyright Kurt C. Duwe. All rights reserved except private and non-commercial use. Any other use has to be cleared by the author Kurt C. Duwe, Jägerstr. 120a, 21079 Hamburg, Germany (duwe@linguae.celticae.de) and it may also fall under restrictions of the Crown Copyright of census data. Statistics have been derived from 1891 census returns published by the General Register Office for Scotland (GROS). The use of this material here is permitted under Licence No. C02W0003665. Crown Copyright of census data is acknowledged. The digital boundaries shown on the Scotland map are courtesy of Ordnance Survey as part of the Geography Products provided by GROS. Additional individual profiles may be downloaded from a special page on the Linguae Celticae website: http://www.linguae-celticae.org/GLP_english.htm



Alba 1891: Gàidhlig (Scottish Gaelic) Local Profile

No. 083

Page 4 of 4

Area: *Ratharsaigh (Isle of Raasay): Suidhisnis, An Clachan, Feàrn, Gleann, Creachan, Taigh Ratharsaigh, Òsgaig, Baile a'Chùirn, Baile Meadhanach, Na Bràighean & Glàm*

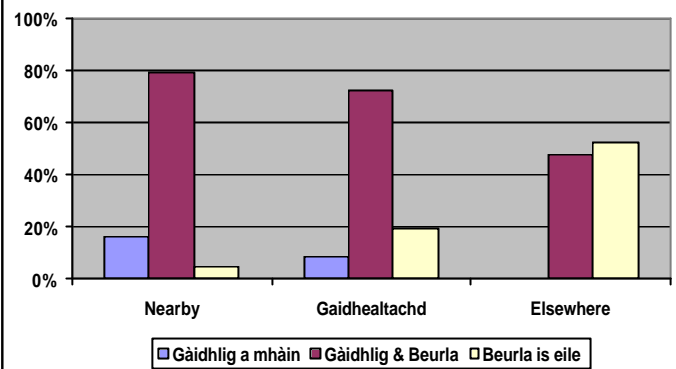
Place of birth and Gàidhlig speaking:

With a few exceptions all persons with birthplaces within the *Gaidhealtachd* were Gàidhlig speakers. Monolingual Gàidhlig speakers were mostly born locally. Among those born elsewhere English monolinguals were in the majority.

Notes:

¹ Born in the parishes of Portree, Bracadale, Duirinish, Strath or Snizort (all in Inverness-shire).

² Born in other parishes of Scotland with more than 50 % Gàidhlig speakers in the 1891 census.



Speakers according to place of birth (1) nearby¹ (2) in remaining *Gaidhealtachd*², or (3) elsewhere

Remarks:

1. In total 26 inhabitants were enumerated with no “G” or “G&E” marked on their registration sheets. Among them was a crofter’s family at *Feàrn* with 8 blank entries in the language column. This return, however, might have been a registration error as all family members were recorded in the 1901 census as either “G” or “G&E” speakers.
2. A second important entry of non-Gàidhlig speakers was of course produced by the inhabitants of Raasay House where nine out of ten members of the household apparently ignored the local language around them. In this category falls also the family of the local gamekeeper and the head gardener with six additional “English only” returns.
3. In original census report terms the district had a population of 268 persons of all ages. 191 enumerated inhabitants spoke “Gaelic and English” and 34 were counted as monolingual Gàidhlig speakers. This led to an “official” share of Gàidhlig speakers of 84.0 %. This figure was an under-estimate of 5.5 % compared with the more realistic figures taking into account only the usually resident population.